

A NEW LIGHT IN ENT PRACTICE



 **RAPIDO**
— ENT BLUE

BLUE LASER FOR ENT SURGERY

Rapido ENT Blue is a medical laser which uses the properties of blue light to increase cutting performance in ENT procedures. The versatile action of the 450nm blue laser source allows to preserve closer areas providing less contact with soft tissue and fast post-operation healing.

- ✓ PORTABLE UNIT WITH WIRELESS PEDAL
- ✓ INTUITIVE SOFTWARE
- ✓ SELECTIVE ACTION ON TISSUE
- ✓ LESS THERMAL EFFECT
- ✓ AUTOCLAVABLE CANNULAS
- ✓ FLEXIBLE AND THIN OPTICAL FIBER

Medency is constantly up-to-date on the latest clinical findings and focused on developing breakthrough laser technology to increase the reliability of the studio and patients' experience.



Medency develops innovative and reliable laser solutions with attractive, modern and ergonomic design.

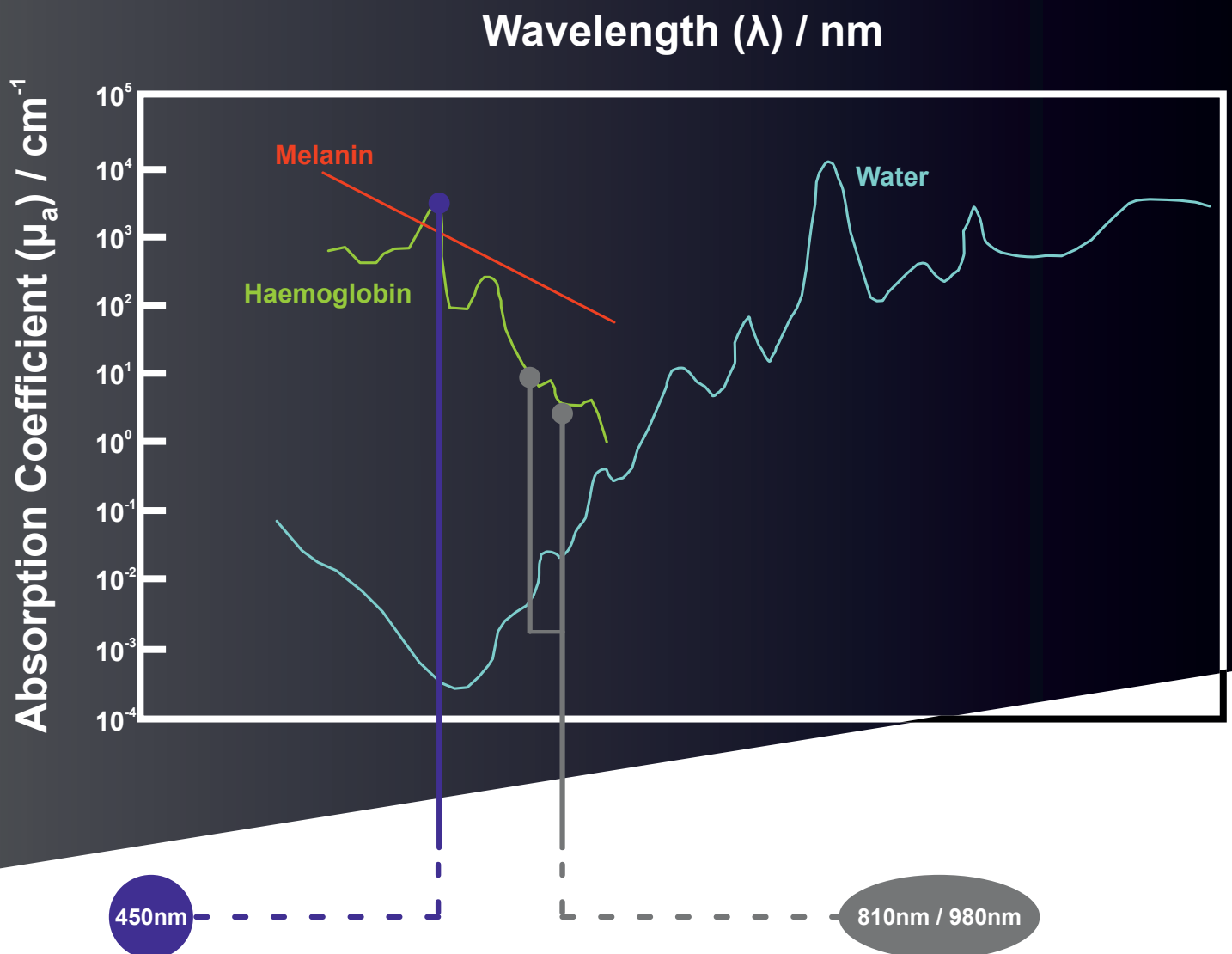
YOUR PATIENTS DESERVE THE BEST!

- Less invasive treatments
- Bloodless operation
- Minimal thermal effect
- High cutting efficiency
- Quick recovery times
- Easy-to-use software
- Ergonomic and attractive design
- Autoclavable accessories
- Low operating costs



MORE EFFICIENCY, FOR THE BEST RESULTS!

The 450 nm blue laser is the latest revolutionary light source dedicated to ENT soft tissue surgery. It combines the non-contact cutting properties of well-known CO2 lasers and the haemostatic effect of KTP source, providing more reliable and effective ENT applications compared to traditional diode laser devices.



Thanks to its **peak absorption** in haemoglobin and its permeability in water, the blue laser allows a faster and bloodless cutting preventing thermal damages to surrounding areas.

Although 810nm and 980nm has a good reaction with water and blood, cutting performance cannot be compared with 450nm blue laser.

CLINICAL APPLICATIONS

From the throat to the ear through the nose areas, Rapido ENT Blue Laser is the perfect assistant for your daily practice.

The device offers preset parameters expertly combined with the specific 450nm blue wavelength to increase cutting performance with maximum safety and faster healing. All the attention of the professional to the patient, thus avoiding setting errors and operational delays, focusing only on the clinical part.

The best way to guarantee your patients selective treatment, comfortable healing and a totally personalized experience

OROPHARINGEAL CAVITY



**PAPILLOMA
LEUKOPLAKIA
CAPILLARY ECTASIA
POLYPS
DYSPLASIA
PARTIAL LARYNX RESECTION
STENOSIS
MICROSURGERY**

Laryngology is one of the specialty areas in which laser procedures are most often used. As a result of its efficiency, cutting and excision of tissue with blue laser leads to preserve the surrounding mucosa and the underlying vocalis muscle.

It's also indicated to treat vascular polyps, large sessile nodules, cysts and many other conditions which afflict the laryngeal site.

NASAL CAVITY



**SYNECHIA
BLEEDING
EPISTAXIS CUTTING
TURBINECTOMY
POLYPS
H.H.T.
SEPTUM SPORN
D.C.R.**

The use of diode laser in rhinology aims at the ablation and removal of soft tissue as well as providing a high level of coagulation.

The blue laser represents the all-in-one solution for several surgical procedures, capable of ensure limited penetration while preserving and protecting the important surrounding structures of the nose.

EAR CAVITY




**STAPEDOTOMY
STAPEDECTOMY
CHOLESTEATOMA
GLOMUS TUMOUR
HAEMOSTASIS**

The blue laser also offers various application possibilities in the ear canal, such as selective vaporization of the membrane collagen by preventing injury of the surrounding areas or to prostheses, when present.

Laser light even prevents infections reducing bacteria and provides an immediate haemostasis action, which is useful to achieve the best healing and quickly return to normal activity.

ERGONOMIC AND AUTOCLAVABLE ACCESSORIES

The delivery system of laser light is a thin optical fiber which can reach deeper areas on ENT cavities through laryngoscope or endoscope access.



**STRAIGHT
CANNULA**

**ANGLED
CANNULA**

END-CURVED

The set of introductory systems available includes straight, angled and end-curved autoclavable cannulas used to gently guide the laser beam through the airway areas or inside the ear cavity and start smoothly the surgical procedure.

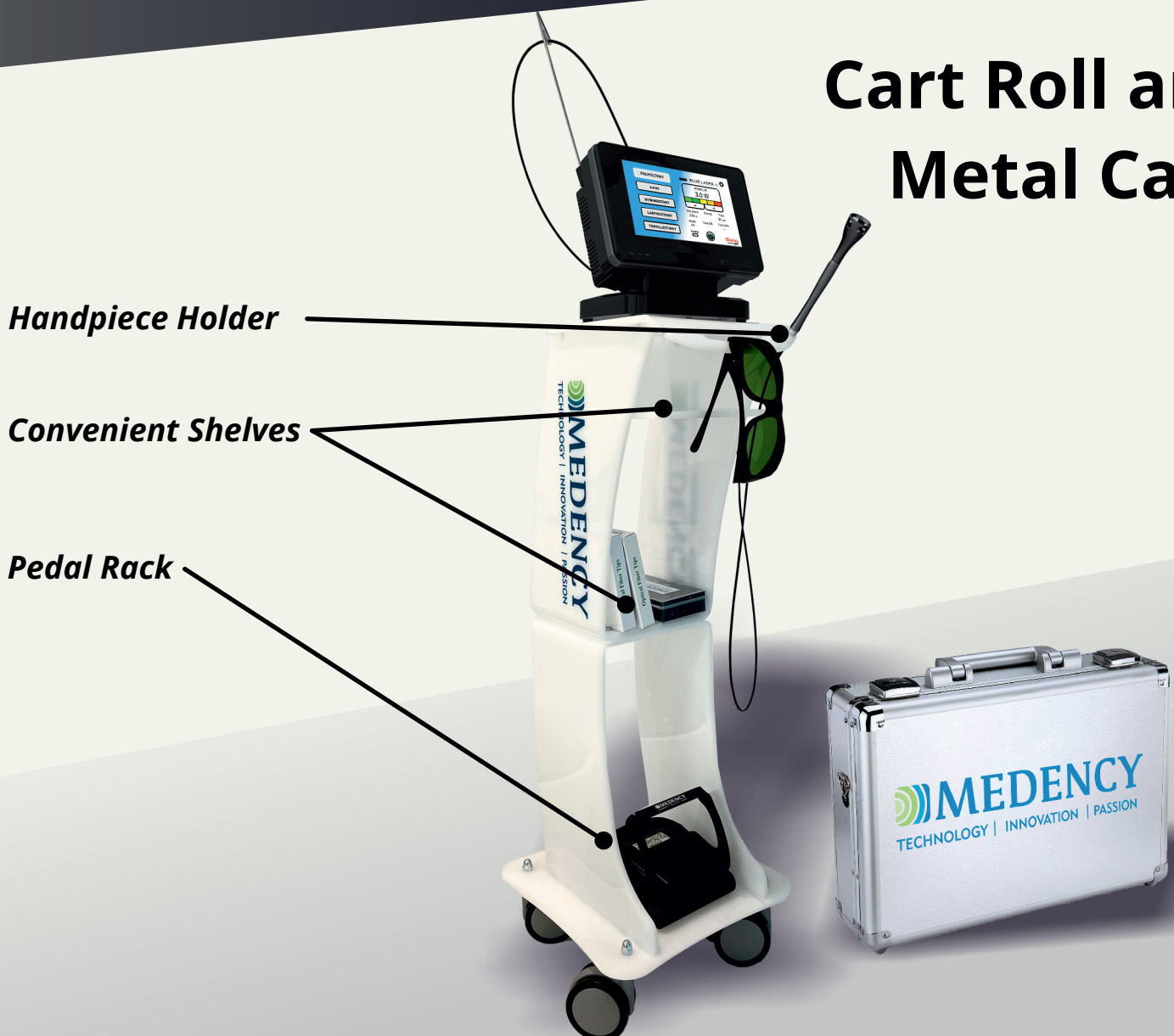
Cannulas are also available in different lengths.

SMART SOLUTIONS FOR ALL YOUR NEEDS

With a sleek, modern design and easy installation, the Medency rolling Cart can be incorporated into any space. Equipped with shelves, antistatic castors and thanks to its curved shape, the cart can be easily positioned in the immediate vicinity, facilitating the daily work and optimizing any type of intervention.

And if you need to move your device to another practice, you do so in style: a lightweight metal flight case with internal layouts will keep the device protected at all times!

Cart Roll and Metal Case



BE A STEP AHEAD, CHOOSE THE BEST LASER FOR YOUR PRACTICE!

The use of laser in ENT surgical applications has been known for many years.

With the support of the best Specialists in the field as well as Universities and International Academies, Medency offers educational programs and courses for operators to become confident with laser application, offering their patients the service they deserve.

Join our community now!

RAPIDO ENT Blue Laser System

Code	MD.RAPIDO.06.04.ENT
Wavelength / power	450nm @ 10W
Frequency	Up to 25kHz
Pulse mode	Continuous / Pulsed
Pulse range	From 20us up to 1 sec
Medical /Laser class	IIB / 4
Dimensions/ Weight	205x130x50mm / 1.5kg

Medency RAPIDO is a medical device with a CE trademark, according to the Medical Device Regulation (MDR 2017/745). All Medency products are MADE IN ITALY.

CE
0476



MEDENCY Srl *Vicenza Italy*

Tel +39 0444 371462

info@medency.com | www.medency.com



medency.com



YOUR LOCAL DEALER

For medical professionals only ©2024 MEDENCY. All rights reserved. Code DPENTE02

medency.com

